

TIMBERWISE

Waterproofing Solutions



The Complete Waterproofing Solution




Timberwise - working together

Far more than just a supplier of basement waterproofing solutions, Timberwise are your professional business partner. A partner not only dedicated to making your life easier, but also to making your business run as smoothly as possible.



Through the Timberwise network of regional offices, we provide specialist advice and offer products from leading manufacturers, utilising 'cutting edge' waterproofing technology that has been developed over many years.

By providing you with local access to the skills and expertise that Timberwise clients have come to expect we are sure that you will have complete peace of mind that your project is in safe hands.

Timberwise - the team you can trust



TIMBERWISE





Waterproofing – the Timberwise way

Timberwise can offer a full feasibility, design and installation service as well as a range of full basement waterproofing solutions for clients. We recognise that our clients require a bespoke service. Some clients simply require a design service, others a waterproofing system to work within their building project, or maybe even a full conversion including plumbing and electrics. ***Timberwise can cater for any requirement***

Our basement waterproofing systems work in harmony with the construction of the basement and the water problem itself, not attempting to 'stop' the flow of water, but, in fact control the flow through designed drainage. The membranes can be fitted relatively easily allowing the wall surfaces to be then dry lined or plastered directly. The wall membrane and fixing system comprises a CFC and HCFC free material waterproof membrane that is then mechanically fixed to the basement wall. This then forms a protective underlay for plaster boarding or other lining. The fixing is by a spike that forms a mechanical grip deep in the substrate. Membrane sheets are joined together using a self-adhesive tape, or butyl rope.

Any water that gathers behind the membrane descends to its lower edge and is subsequently channelled into a drainage system. The channel has perforations at the rear, enabling water entry into the channel to flow freely to a sump or other drain. An upright flange at the rear of the channel collects water from the back of the membrane.

All Timberwise waterproofing solutions comply with BS8102 and enjoy the luxury of a long term guarantee.

With over 10 years experience in providing effective waterproofing solutions you can be sure that Timberwise will be able to provide you with the perfect solution to suit your needs.



Solutions to suit your needs

Timberwise can offer you a range of waterproofing solutions from leading manufactures to cater for projects of all sizes and budget. Timberwise, as approved installers, can offer products from the following manufactures:

- Basement Systems
- Delta
- John Newton & Co
- Safeguard
- Wykamol

Using a variety of suppliers means that we can offer you a choice of waterproofing solutions:

- Membranes for Walls and Floors
- Drainage Channels
- Sumps and Pumps

All of these components are tailored to suit the exact needs of your project.



What goes into the perfect basement?

At Timberwise we recognise that no two basement projects are the same and offer you the choice of a range of wall and floor membranes.

CFC and HCFC free wall membranes provide an air gap between the membrane and the wall, allowing any water that is present to run freely behind it. Membranes are completely unaffected by coming into contact with wet surfaces and as such, provide an ideal base for finishing your basement e.g. plastering.

Advantages of membranes include:

- Non destructive to the original structure of the basement
- Provide a good source of insulation and sound absorption
- Ensures that your basement walls will remain dry

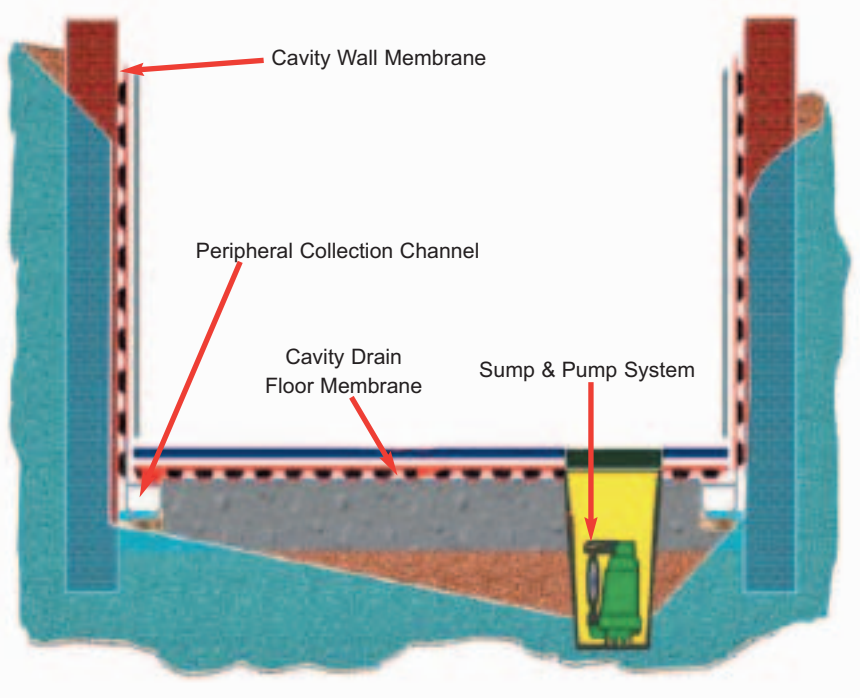
Floor membranes and matting provide a suitable base for laying carpet or laminate wood flooring. Both membranes and matting provide an effective barrier against dampness and moisture vapour allowing your basement area to be finished to a high standard. All our floor and wall coverings comply with UK building regulations and BS8102.



The heart of a dry basement

To keep the basement dry all the time we offer sumps, pumps and drainage channels that work in harmony with the range of wall and floor coverings available. Water that gathers behind the wall membrane descends into a drainage channel. The channel has perforations, these enable water to enter into the channel to flow freely to a sump and pump system. The sump and pump system then safely and silently removes the water to a convenient outlet point.

A Typical Basement Waterproofing Solution



Using a Timberwise sump and pump based waterproofing solution is by far the most reliable way to keep a basement dry but, if the system is not maintained, it may still fail.

Timberwise can offer basement “clean and checks” to clients UK wide - even if the original installation was not carried out by ourselves.

An annual inspection checks the key components of the waterproofing system giving you the peace of mind that whatever the weather the basement will remain dry.



Case study: Commercial waterproofing

When Timberwise were approached by a business to waterproof the basement of their converted church offices, they knew they had chosen a solution which they could trust.

The offices took up the entire building of the church and although they were using the basement previously, they were suffering from damp and slight levels of water ingress. Timberwise were asked to make the basement dry all of the time.

The solution involved:

- Stripping out the fixtures and fittings, cupboards, non structural walls or sole plates.
- Digging and installing a drainage channel around the perimeter of the basement.
- Installing a sump and pump unit (the unit included three pumps - The pumps are capable of pumping vast quantities of water at all times and should the power fail, the third pump is a battery back up pump powered by a specialist high powered, high longevity battery).
- Lining of all walls, steps and floors with cavity drain membrane and finished by linking this all into the perimeter drainage channel.

On completion of the specialist water management works, Timberwise re-instated fittings, including all plumbing, electrical supplies and computer networking as well as adding plasterboard and skim to all walls. Due to the joinery skills on site further windows to the internal walls were created allowing greater light into the areas of the basement that were previously dark.

The end result - a dry basement and a delighted client.




Case study: Domestic waterproofing

Our clients requested that their dark, damp and cluttered basement (consisting of four separate areas) should be completely refurbished in order to provide warm, dry living area. The mature Victorian brickwork that enclosed the basement was badly eroded as a result of damp/salt action. Consequently out-dated “Tanking” systems could not be considered as part of the overall scheme.

In order to meet our clients’ brief of a dry basement we incorporated a mechanically fixed system of cavity drain membrane, perimeter drainage and a sump and pump system.

As part of the over-all scheme Timberwise also replaced the old sub-standard basement staircase with a new purpose made staircase enclosed by fire rated partitions. All fixtures and fittings including the staircase were installed within the previously fitted cavity drain membrane system in order to preserve both the waterproof and thermally insulated basement encapsulation system.

The end result was a dry, warm and comfortable extension to the clients’ living space.



Technology solutions

Timberwise are constantly pushing ahead with technology both in the products we use and the services we can offer our clients.

www.timberwise.co.uk - You can do so much on line

If you have access to the internet you can find out so much more about the Waterproofing solutions we can offer you. There is the facility to arrange a survey on-line as well as discover further information on the other services that Timberwise can offer your business. We also provide a fully stocked on-line library so you're sure to find the information you need! We even have an on-line virtual basement tour to fuel your imagination!

Computer Aided Design (CAD)

We, at Timberwise offer ourselves as designers of your project - either designing from scratch or incorporating our solutions into your existing plans, Timberwise are on hand to turn your project into reality with speed and efficiency. The Timberwise website has a section devoted to CAD, making diagrams available to you quickly and easily.





Why use Timberwise?

Over the last 3 decades Timberwise has grown an impressive client list - from architects to national home builders, blue chip companies to familiar high street names - all have benefited from the knowledge and experience that makes Timberwise the preferred installer of waterproofing solutions for so many major clients.

- Professional Competence
- Approved by leading Architects / Surveyors
- Long term fully insured guarantees from the GPI
- Fast, Friendly, Knowledgeable local service—Nationwide
- Fully insured for product and public liability, as well as professional indemnity
- Health and Safety approved products
- Conscientious and tidy workmanship from trustworthy tradesmen
- CPD Seminars

Contact us on 0800 99 11 00

basements@timberwise.co.uk

www.timberwise.co.uk



Timberwise (UK) Ltd

Head Office: Ellen House, Parkgate Ind. Est., Knutsford, Cheshire WA16 8DX

Registered No. 3230356 England